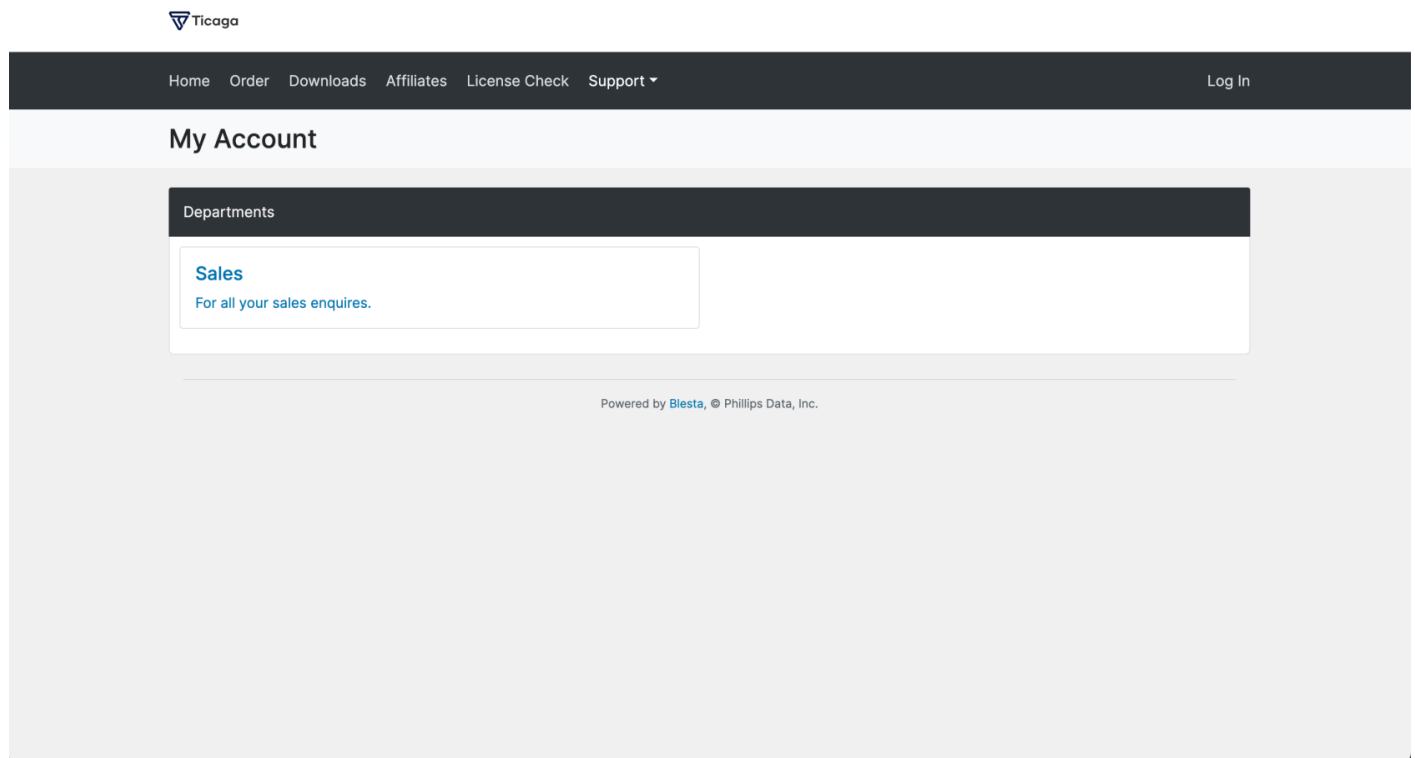


# How Guests can open a ticket.

Since version 2.0.0 of the Blesta plugin, your visitors (guests) can finally submit a ticket to your team.

They can click on **Support >> Departments** or if you've added a link to your portal they can simply click a link, they'll see the list of departments which are "public":



They simply click on the department to see the form:

Sales: Create a ticket

Full Name







Email Address

Subject

CC

Priority

Ticket response

**B** *I* **H**       [Preview](#)

Submit

They need to supply their Full Name and Email Address, unlike your customers who are logged in.

Revision #1

Created 15 September 2025 16:01:57 by Michael Dance

Updated 15 September 2025 16:06:14 by Michael Dance